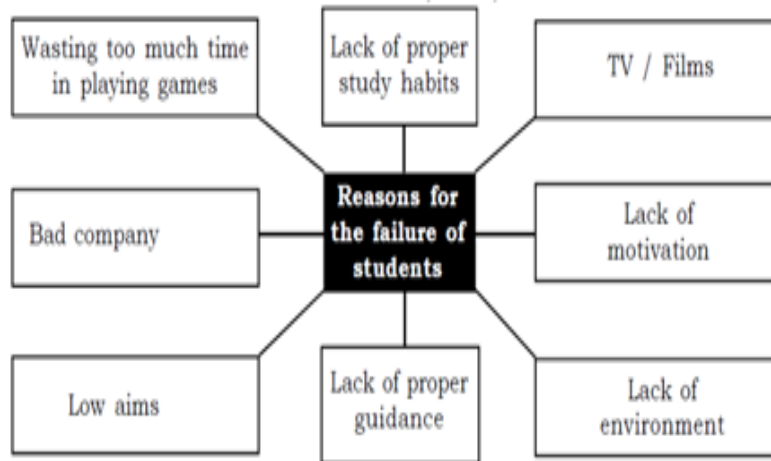


Peer Bazaar, Osmanpura, Aurangabad 431005
Mob:-9226775582, Website:-www.ayeshaclass.com

Below are the examples of Non Verbal To Verbal

1) Look at the following diagram and write at least three paragraphs on 'Reasons for the failure of students'. Also write in brief the ways to improve their situations.

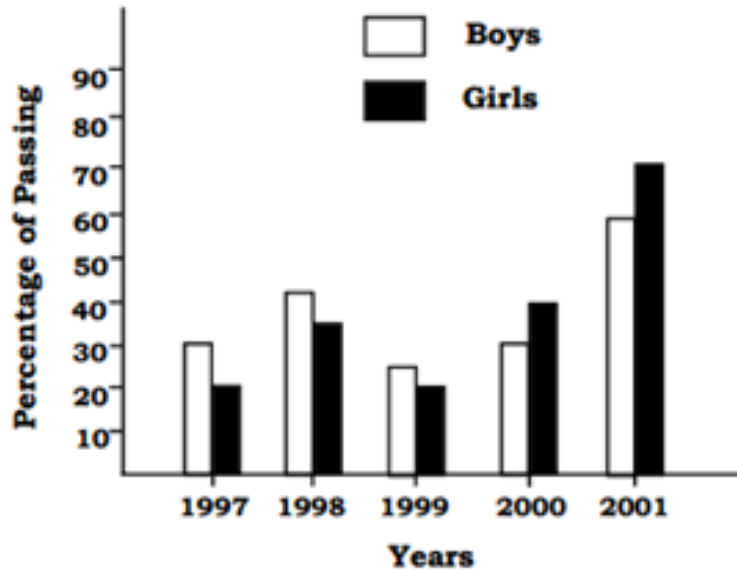


Ans.

REASON FOR FAILURE OF STUDENTS IN EXAMINATION

The given diagram represents the reasons for the failure of students in studies. These include wasting too much time in playing games, lack of proper study habits. The main and the prime concern among small children is watching TV and in case of teenagers it is watching cinema or films. The students between the age of 16 to 22 mostly become the victim of bad company due to which their studies get affected. Now a days due to the influence of social media students do not have time to think about their future, it leads to low aims, without proper planning no one can reach the goal. If we don't know the destiny no way will lead us to the there. Lack of proper guidance, proper environment and proper motivation also become the major part in distracting the study mind of the children.

2) Look at the following graph. It shows the result of S.S.C. Exam of The General English High School. Write a paragraph giving all the information of H.S.C. Results.



Ans.

The General English High School

The given diagram represents the percentage of students passed in the S.S.C. examination of The General English High School. In the year 1997 the percentage of boys passing was more than that of girls. It accounts for about 30 % for boys and about 20 % girls. In the next two years that is, in 1998 as well as in 1999 percentage of boys passing the examination were more than that of girls. about 45% of boys and 40% of girls were passed in the 1998 and in case of 1999 it was about 25% and 20% respectively. But from the year 2000 onwards the trend had been changed. In 2000, the percentage of girls passing the examination overtook the percentage of boys were passing. About 45% of girls and 30 % of boys were passed in that year. In the last year, 2001 also the latest trend continued. Here the percentage of girls passing the examination was about 70% and in case of boys it was 60%. But both the percentages have reached a new level which they were never getting before.

Ayesha Coaching Classes

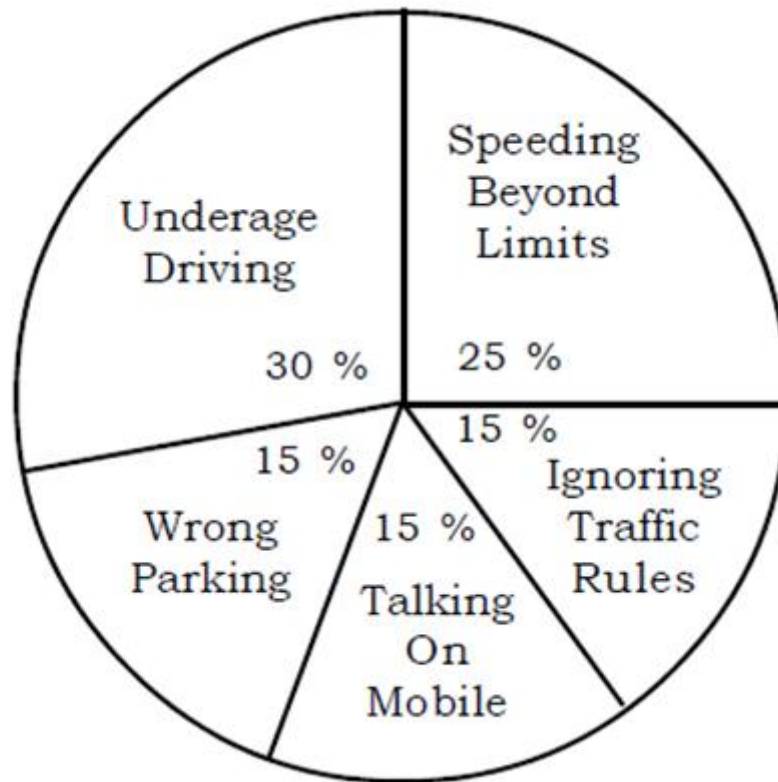
3)The following is the information given in the form of a table. Write two paragraphs of about 70-80 words using the information given below.

	Maharashtra	Karnataka
Area	3,07,713 sq. km.	1,91,791 sq. km.
Population	7,89,37,187	4,49,77,209
Capital	Mumbai	Bangalore
Language	Marathi	Kannada
Rivers	Godavari, Krishna, Bhima, Koyana	Tungabhadra, Kaveri
Crops	Jawar, Bajra, Sugarcane	Jawar, Tea, Rubber
Major Cities	Mumbai, Nagpur, Aurangabad, Nasik	Manglore, Hubli, Dharwad

Ans. ABOUT MAHARASHTRA AND KARNATAKA

Maharashtra and Karnataka are neighbouring countries. Area wise Maharashtra is Larger than Karnataka. 3, 07, 713 sq. m. and 1, 91, 791 sq. km are the area of Maharashtra and Karnataka respectively. Mumbai is the Capital of former and Bangalore is for latter. Marathi is the main language spoken in Maharashtra whereas Kannada is for Karnataka. Godavari, Krishna, Bhima and Koyana are the main rivers running in Maharashtra. In case of Karnataka it is Tungabuadra, Kaveri. Jawar, Bajra and Sugarcane are the main crops in Maharashtra and Jawar, Tea and Rubber are the main crops in Karnataka. Mumbai, Nagpur, Aurangabad and Nasik are some of the major cities in Maharashtra. Mangalore, Hubli and Dharwar are the major cities in Karnataka.

4) Observe the following pie chart and prepare a write up of about 100 words describing the causes of 'Increasing Road Accidents'.



Ans.

Causes of Road Accidents

The given pie diagram represents the causes of Road Accidents. The major cause of Road Accident is the Underage Driving. It accounts for 30% of the total causes of road accidents. After that speeding beyond the limits stands for 25% of Road Accidents. Wrong parking, talking on mobile while driving and ignoring the traffic rules also attribute to the causes of Road Accidents. They accounts for 15 % each in the cause of Road Accidents. Thus if we avoid the above said unwanted activities of Underage driving, speeding beyond the limits, wrong parking etc. we can avoid the cause of Road Accidents to a major extend and thereby we can save many precious lives.

5) Write a paragraph comparing and contrasting the enrolment of girls and boys in a school from 1998 to 2002.

Year	Boys	Girls
1998	5000	4911
1999	5200	5099
2000	5100	5067
2001	5100	5190
2002	5320	5205

Ans. The given table represents the enrolment of girls and boys in a school from 1998 to 2002. In the year 1998 the number of enrolment of boys was more than that of girls. It consists of 5000 in boys and 4911 in case of girls. In 1999, The number of boys were increased about 200 as compared to previous year and in case of girls the total number of enrolment was 5099. In 2000, The number of boys decreased by 100 and it remains the same for the year 2001 also. It accounts for 5100. In case of girls, in 2000 it is 5067 and in 2001 it was 5190. In the last year 2002, number of both boys and girl increased. But the rate of increase in boys were more than that of girls. In that years, the total number of enrolment in boys and girls were 5320 and 5205 respectively.

Ayesha Coaching Classes